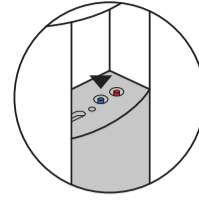





Check which firmware version your AVAA is running



Press and hold the blue button for at least 3 seconds



Front & Back LEDs blink twice

FW 2.X.X

Your AVAA is running FW 2.X.X



No reaction

FW 1.X.X


Your AVAA is running FW 1.X.X

Pairing Process

PSI Audio App

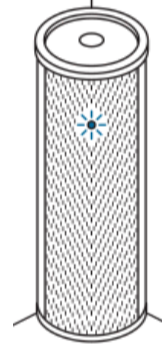


Connect your AVAA to your network by following instruction on the app.



AVAA Controller App

When connected to network, LED on AVAA will be solid blue.
Then switch to AVAA Controller app



Solid Blue LED



Pairing process done !

AVAA is connected to the network

Update Process

When connected to the same network, the AVAA and your phone/tablet will automatically discover each other. You may use the AVAA Controller app.

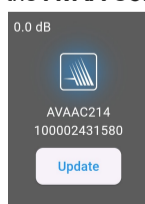


AVAA Controller App

When a firmware update is necessary for a particular device, it will be notified on the AVAA's icon on the AVAA Controller app.



Update



FW 2.X.X

Your AVAA C214 is update to the latest firmware version.



Update process done !